


Bike to Basics

Queens' MCR




Buying a bike

Beware of new, shiny bikes being more attractive to thieves!


- If buying a new bike on the cheaper end, we recommend you check out reviews as some can be poor quality and can break.
- Ask to take a bike for a test ride before buying, make sure the brakes work, you can change gears and the chain isn't too rusty.

Top spots to buy a bike and get repairs:

New:

 Lensfield Road, Bicycle ambulance, City cycle hire, Decathlon, Halfords, Rutland. These are the ones we have had good experiences with but there are loads around Cambridge

Second hand:

 Lensfields, Cam Cycles

Online: Gumtree, facebook marketplace and ebay are all good places to look. As with new bikes, check the reviews of the model, go test it in person and check the brakes and gears

Bike safety

- By law lights needed at night, white for the front, red for the back of your bike
- A Helmet is always recommended

A good lock is the most important thing!

- The best are d-lock style!
- Beware of leaving your bike around town overnight, more likely to get stolen



Links to basic road rules:

- Roundabouts: give way to the right
- More information: [Highway code cycling](#)

Watch out for basic bike fixing skills sessions and a college sale of old bikes later in term!

Any questions contact:

Alice (Environment & Bikes, *she/her*): mcr-environment@queens.cam.ac.uk

Alex (International): mcr-international@queens.cam.ac.uk